

## KEY INDICATORS

**COP 9.58 TN**  
ASSETS UNDER  
MANAGEMENT

**COP 3.20 TN**  
LEVEL OF  
INDEBTEDNESS

**11.96%<sup>1</sup>**  
COST OF DEBT

**COP 5.77 BN**  
NET ACCOUNTS  
RECEIVABLE

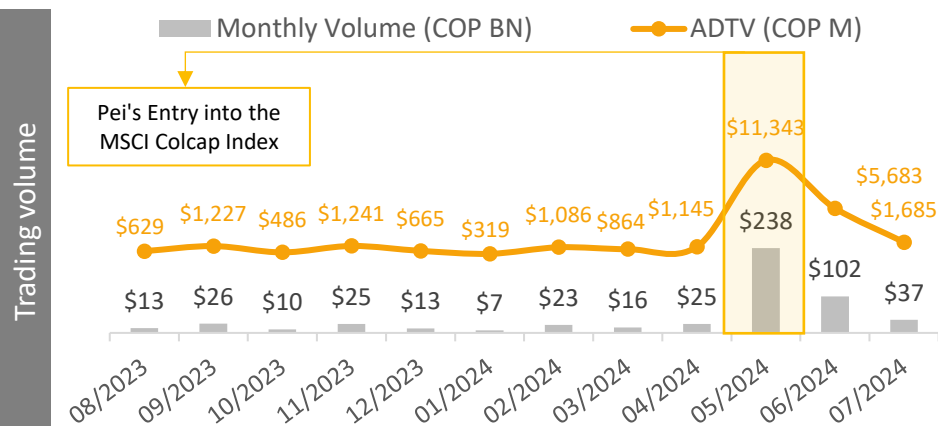

**33.5%**  
LOAN TO VALE

**8.39%**  
EQUITY  
PROFITABILITY LTM

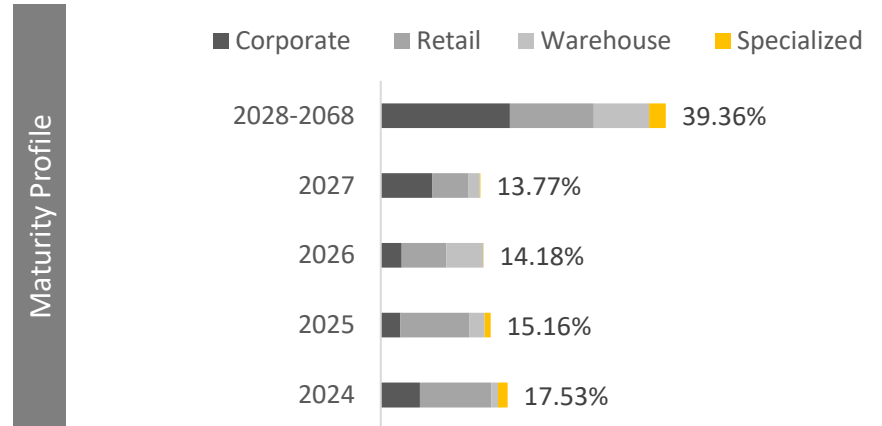
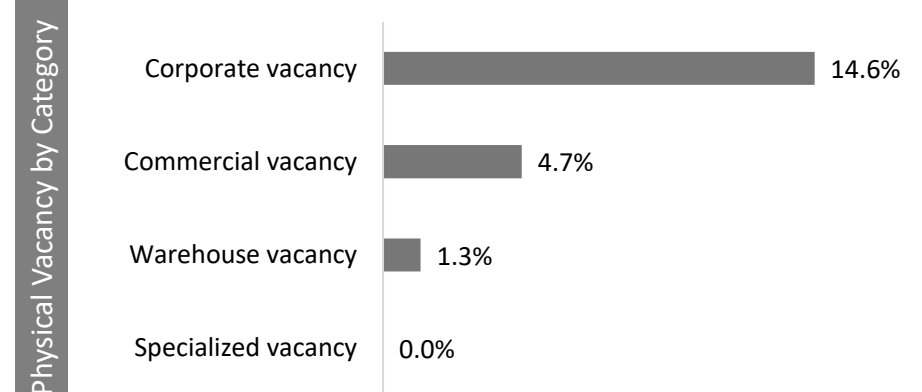
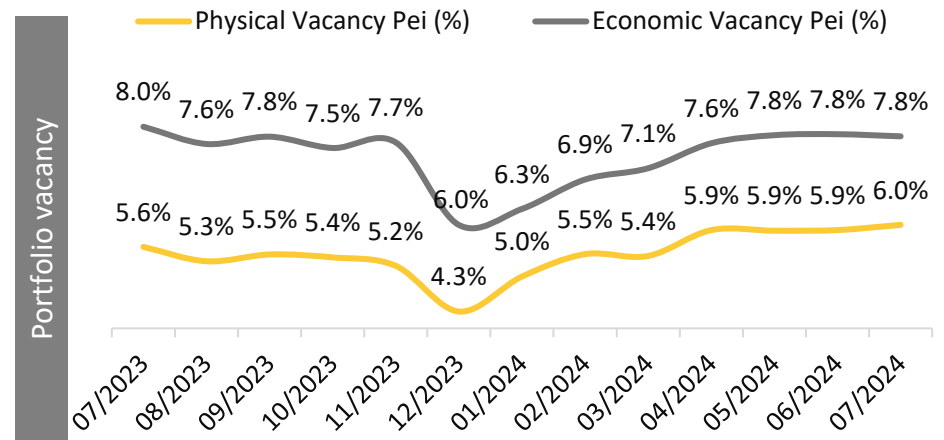
**6,171**  
INVESTORS

**1,472<sup>2</sup>**  
TENANTS

## CAPITAL MARKET



## REAL ESTATE RESULTS



1. Kd as of June 2024

2. Number of tenants per brand. Excludes tenants from Calablanca, CityU Housing, and Boho due to seasonality in contracts