

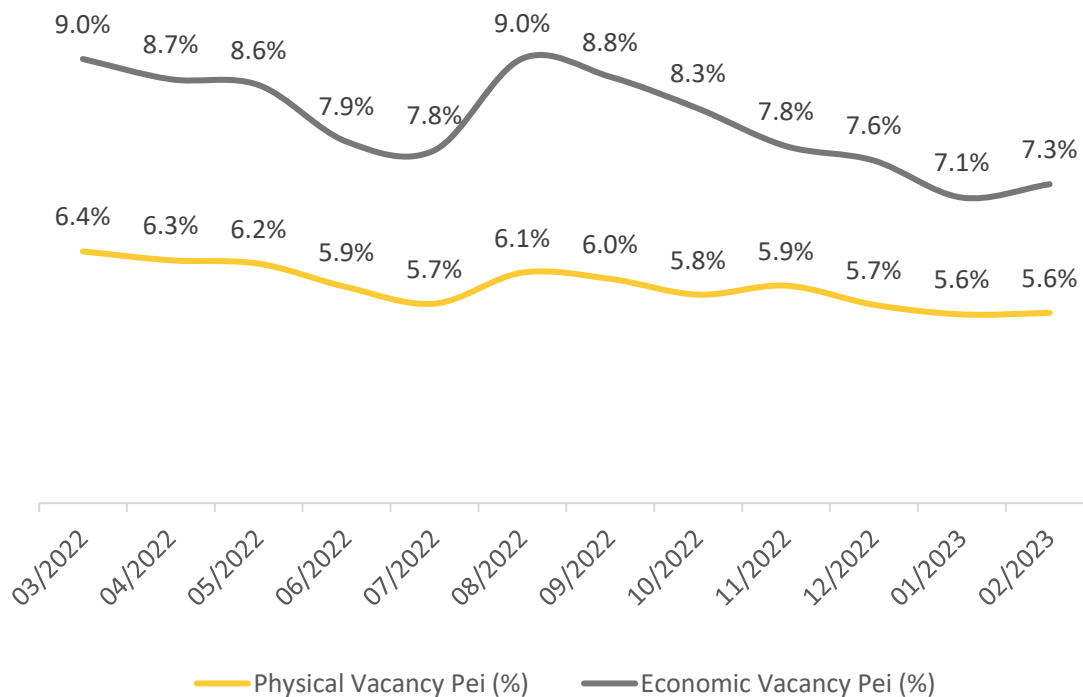
MONTHLY REPORT February 2023



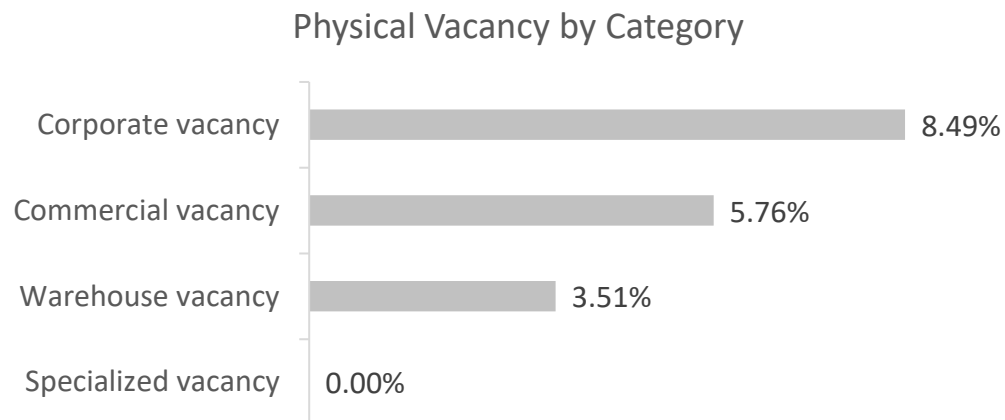
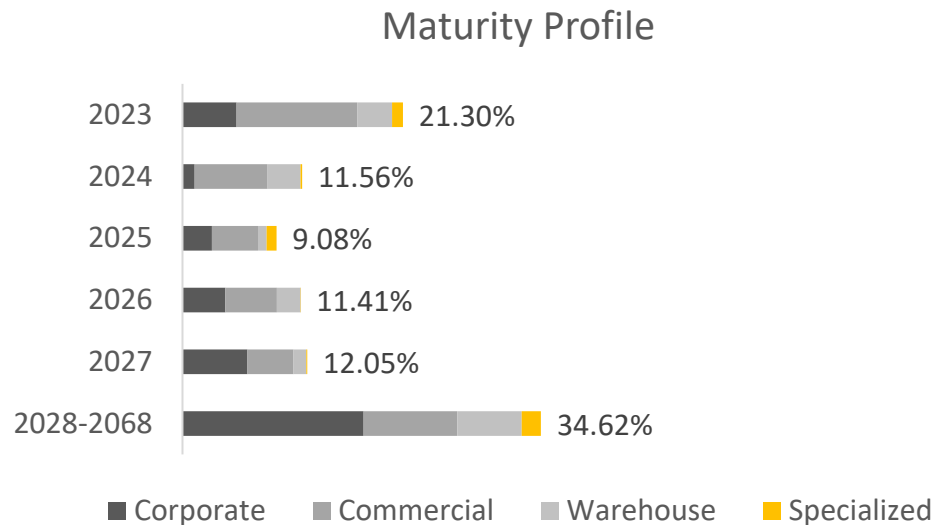


| | | | |
|--------------------------------|---|----------------------------------|------------------|
| ASSETS UNDER MANAGEMENT | LEVEL OF INDEBTEDNESS | COST OF DEBT ¹ | INVESTORS |
| COP 8.7 TN | COP 3.09 TN | 11.20% | 5,523 |
| NET ACCOUNTS RECEIVABLE | LOAN TO VALUE (Límite del 40%) | EQUITY PROFITABILITY LTM | TENANTS |
| COP 7.28 BN | 35.4% | 18.2% | 2,964 |

1. Average LTM (last twelve months)
2. Calculated with the indicators indexed to the debt at the end of the month

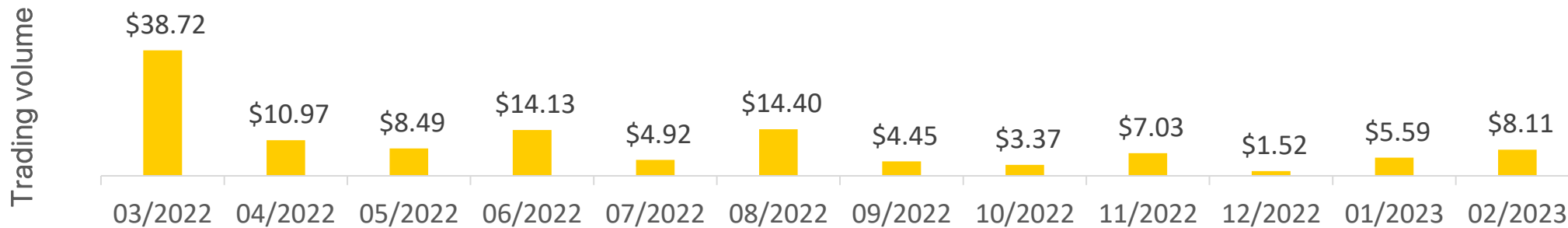
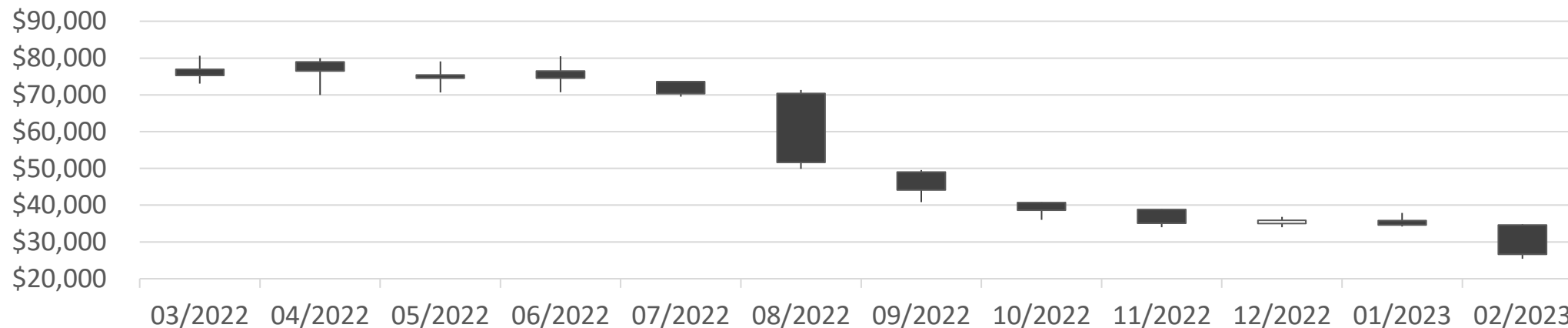


GLA¹ **1,171,398 m²**



1. Includes square meters of Calablanca, City U and Boho

Price of PEI's in the Secondary Market | COP\$




Figures in billions COP

| | MTD | YTD |
|---|--------------|--------------|
| COLCAP Species Liquidity Ranking | 14° | 14° |
| ADTV¹ | 405 Millions | 326 Millions |

1. Average Daily Trading Volume

THANKS

 www.pei.com.co

 28th Street #13a-75, 34th floor. Bogotá, Colombia
(Calle 28 # 13a 75 piso 34. Bogotá, Colombia)

 Tel: (+601) 744 8999

 inversionistas@pei.com.co

