

MONTHLY REPORT

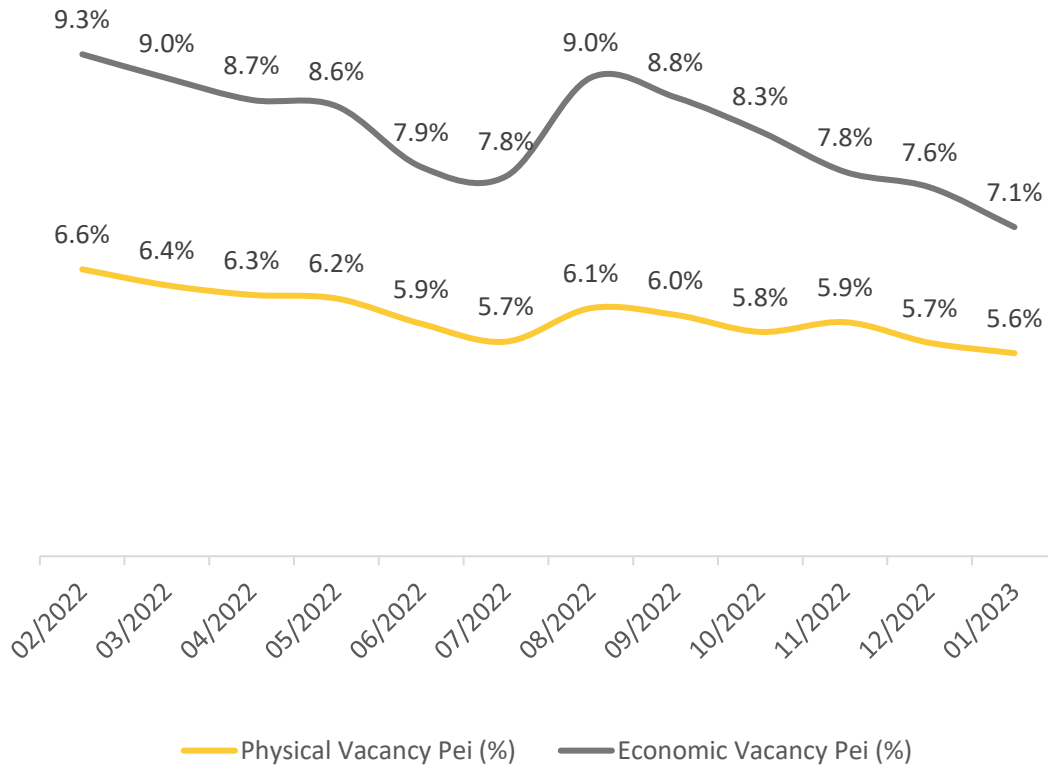
January 2023



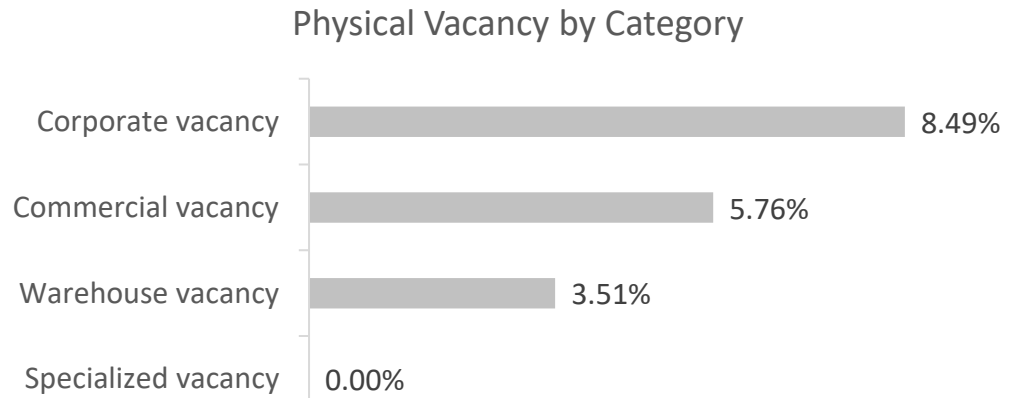
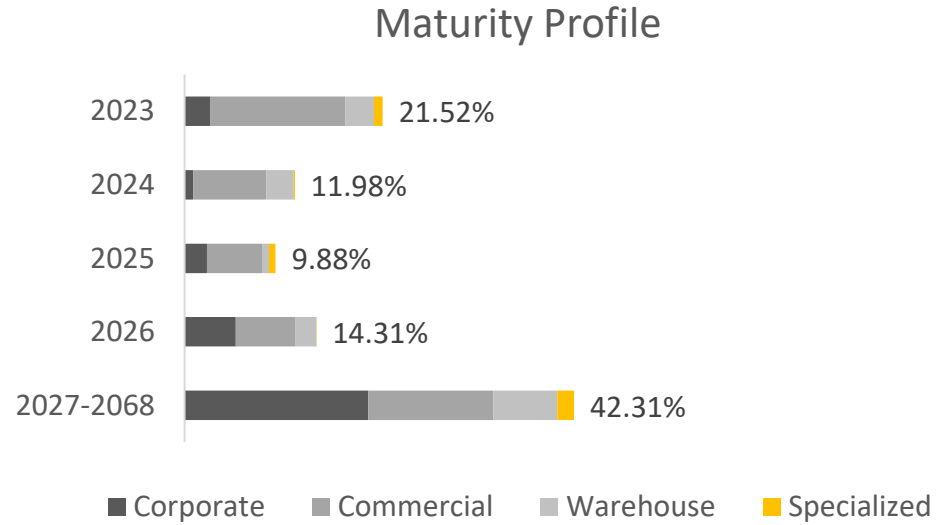


| | | | |
|--------------------------------|----------------------------------|---------------------------------|------------------|
| ASSETS UNDER MANAGEMENT | LEVEL OF INDEBTEDNESS | COST OF DEBT¹ | INVESTORS |
| COP 8.7 TN | COP 3.07 TN | 10.63% | 5,472 |
| NET ACCOUNTS RECEIVABLE | LOAN TO VALUE (40% limit) | EQUITY PROFITABILITY LTM | TENANTS |
| COP 7.45 BN | 35.4% | 17.9% | 2,772 |

1. Average LTM (last twelve months)



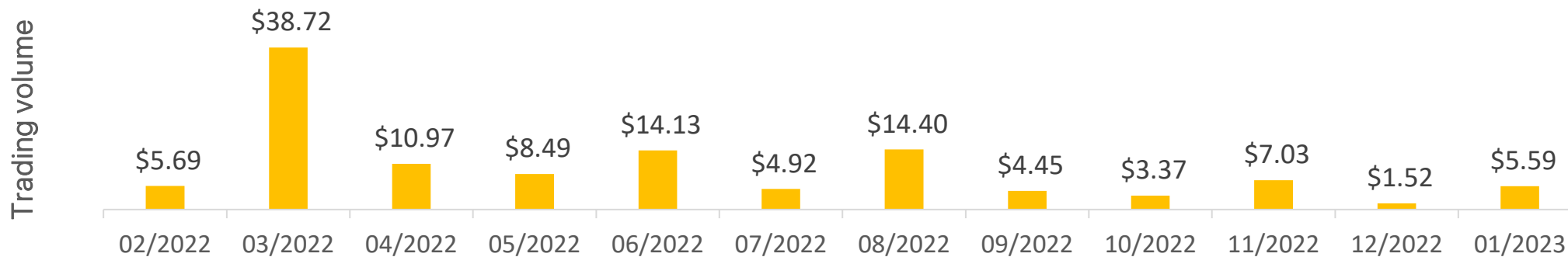
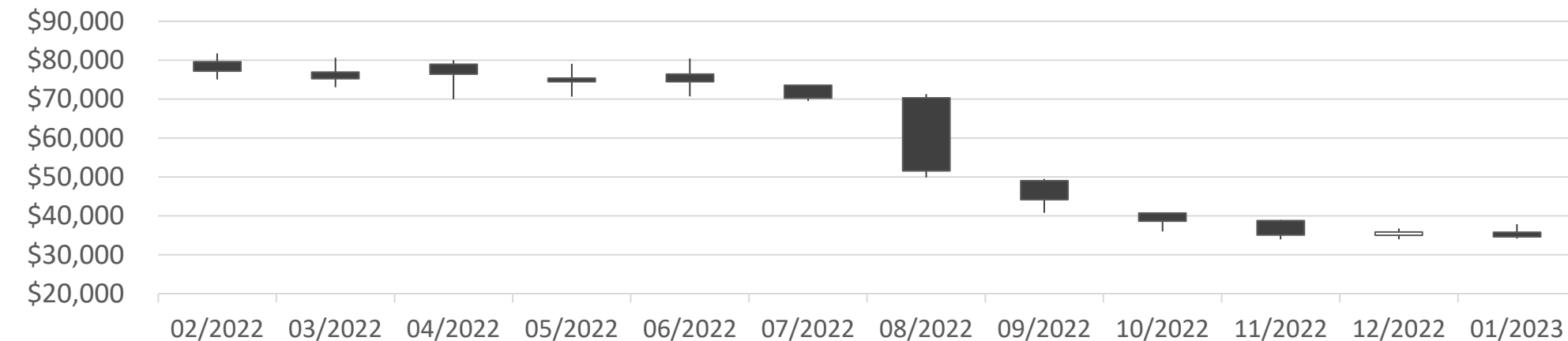
GLA¹ **1,172,453 m²**



1. Includes square meters of Calablanca, City U and Boho



Price of PEI's in the Secondary Market | COP\$



Figures in billions COP

| | MTD | YTD |
|---|--------------|--------------|
| COLCAP Species Liquidity Ranking | 15° | 15° |
| ADTV¹ | 254 millions | 254 millions |

1. Average Daily Trading Volume


THANKS

 www.pei.com.co

 28th Street #13a-75, 34th floor. Bogotá, Colombia
(Calle 28 # 13a 75 piso 34. Bogotá, Colombia)

 Tel: (+601) 744 8999

 inversionistas@pei.com.co



ATRIO - BOGOTA