

MONTHLY REPORT

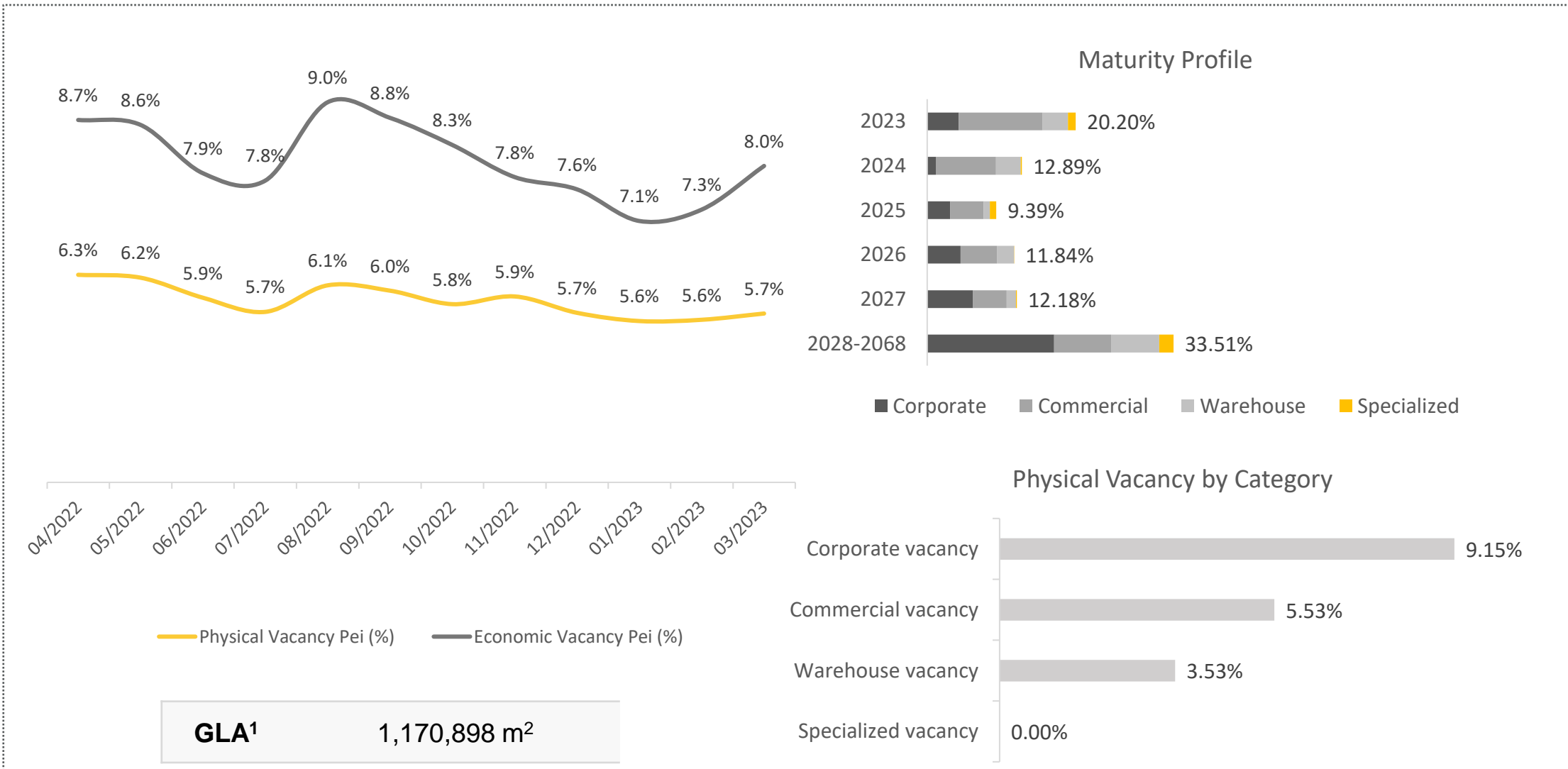
March 2023





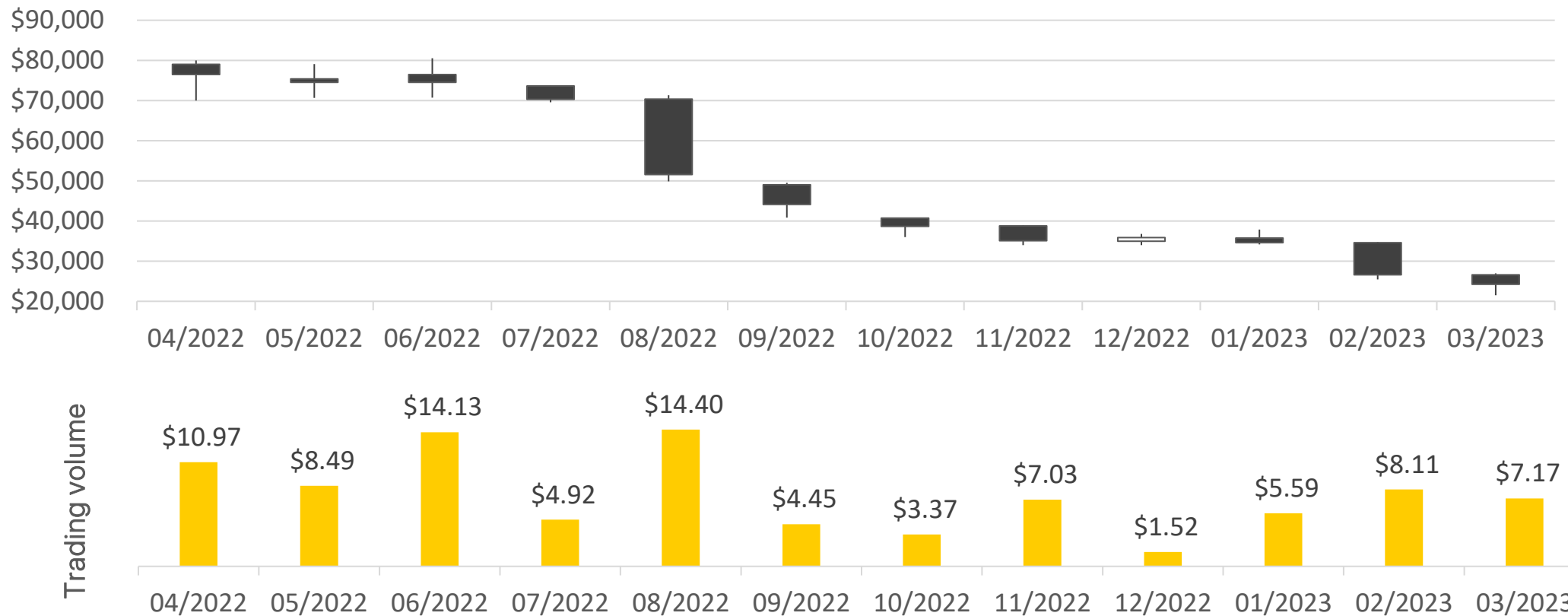
ASSETS UNDER MANAGEMENT COP 8.8 TN	LEVEL OF INDEBTEDNESS COP 3.10 TN	COST OF DEBT¹ 12.72% ²	INVESTORS 5,591
NET ACCOUNTS RECEIVABLE COP 5,241 BN	LOAN TO VALUE (40% limit) 35.2%	EQUITY PROFITABILITY LTM 18.1%	TENANTS 2,997

1. Average LTM (last twelve months)
 2. Calculated with the indicators indexed to the debt at the end of the month



1. Includes square meters of Calablanca, City U and Boho

Price of PEI's in the Secondary Market | COP\$




Figures in billions COP

	MTD	YTD
COLCAP Species Liquidity Ranking	18°	17°
ADTV¹	326 millions	326 millions

1. Average Daily Trading Volume

THANKS

 www.pei.com.co

 28th Street #13a-75, 34th floor. Bogotá, Colombia
(Calle 28 # 13a 75 piso 34. Bogotá, Colombia)

 Tel: (+601) 744 8999

 inversionistas@pei.com.co

