

MONTHLY REPORT

September 2023

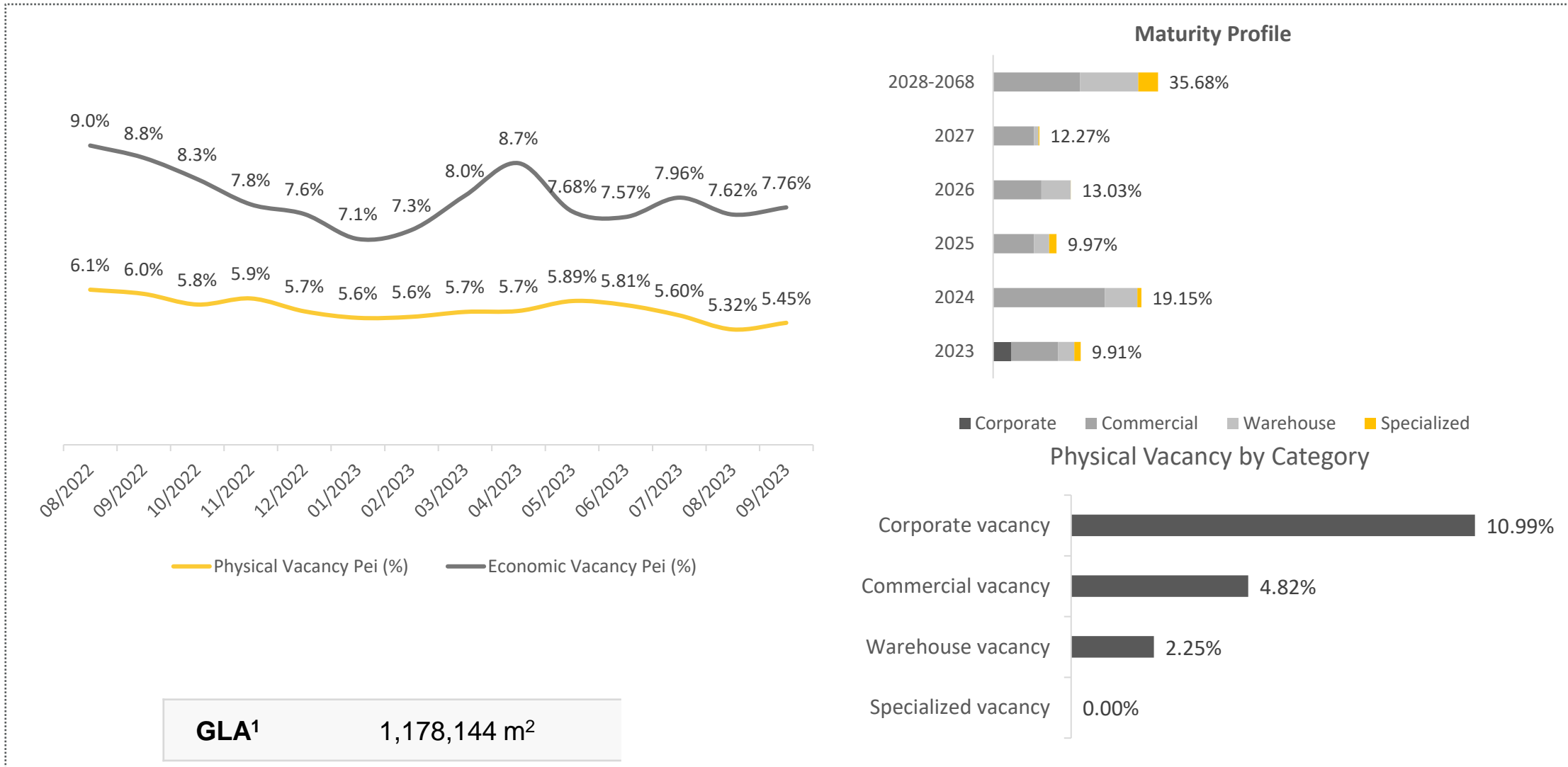




ASSETS UNDER MANAGEMENT	LEVEL OF INDEBTEDNESS	COST OF DEBT¹	INVESTORS
COP 9.30 TN	COP 3.16 TN	15.2%²	6,355
NET ACCOUNTS RECEIVABLE	LOAN TO VALUE (40% limit)	EQUITY PROFITABILITY LTM	TENANTS
COP 3.63 BM	34.0%	16.6%	1,610

1. Kd YTD (Year to Date) for 3Q 2023
2. Calculated with the indicators indexed to the debt at the end of the month

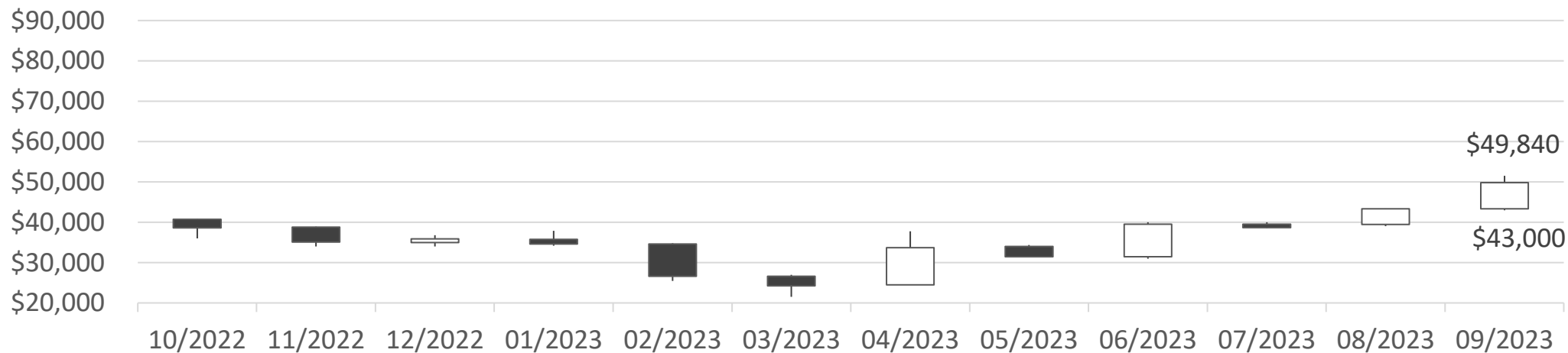




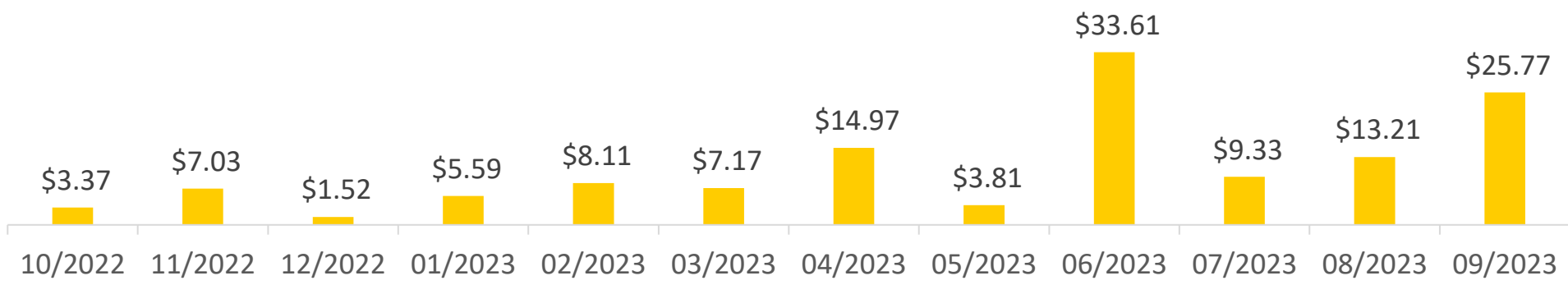
1. Includes square meters of Calablanca, City U and Boho



Price of PEI's in the Secondary Market | COP\$



Trading volume



Figures in billions COP


	MTD	YTD
COLCAP Species Liquidity Ranking	12°	14°
ADTV¹	1.23 BN	664 millions

1. Average Daily Trading Volume




THANKS

 www.pei.com.co

 28th Street #13a-75, 34th floor. Bogotá, Colombia
(Calle 28 # 13a 75 piso 34. Bogotá, Colombia)

 Tel: (+601) 744 8999

 inversionistas@pei.com.co



ATRIO - BOGOTÁ