

MONTHLY REPORT October 2023




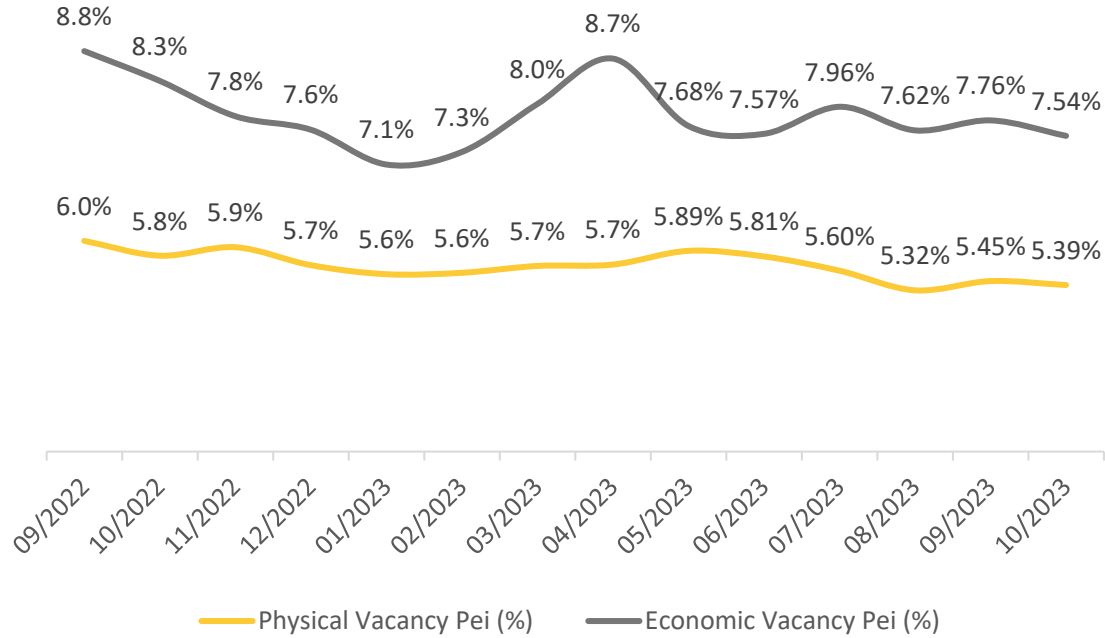
ATRIO - BOGOTA



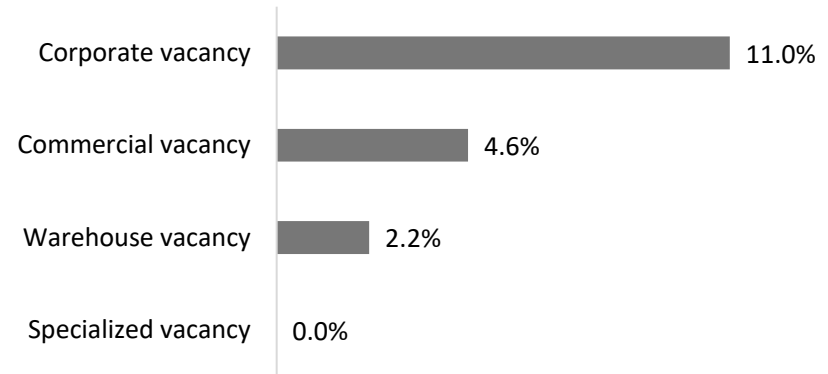
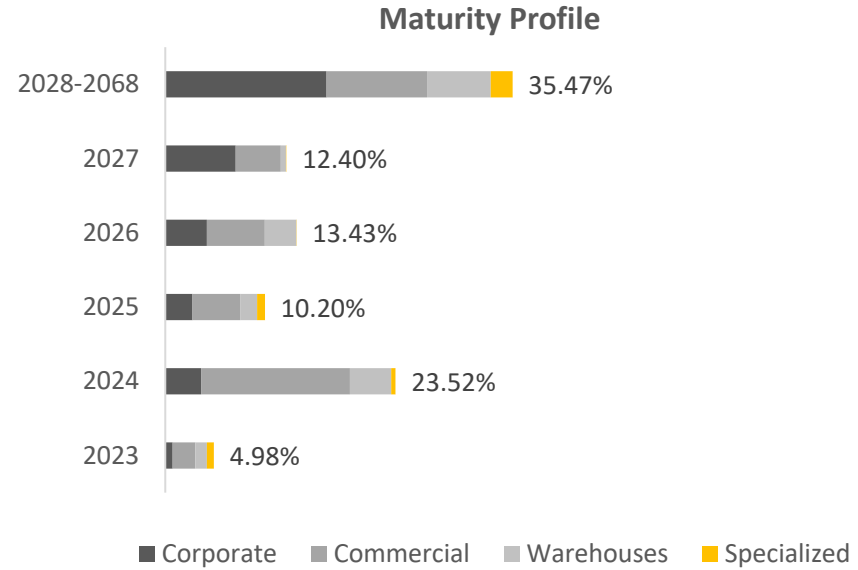
ASSETS UNDER MANAGEMENT	LEVEL OF INDEBTEDNESS	COST OF DEBT¹	INVESTORS
COP 9.40 TN	COP 3.15 TN	15.2%²	6,453
NET ACCOUNTS RECEIVABLE	LOAN TO VALUE (40% limit)	EQUITY PROFITABILITY LTM	TENANTS
COP 4.36 BN	33.6%	16.7%	1,626

1. Kd YTD (Year to Date) for 3Q 2023
2. Calculated with the indicators indexed to the debt at the end of the month



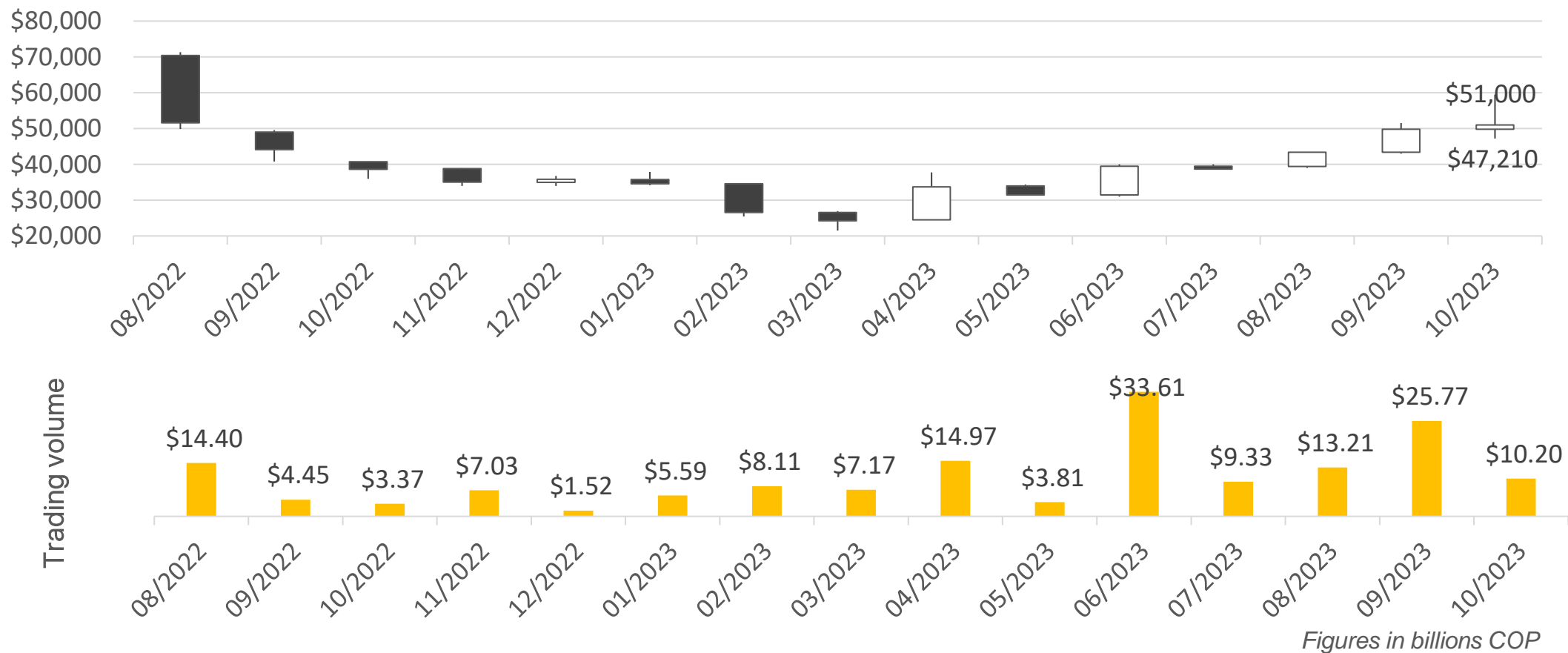


GLA¹ **1,178,461 m²**



1. Includes square meters of Calablanca, City U and Boho

Price of PEI's in the Secondary Market | COP\$




	MTD	YTD
COLCAP Species Liquidity Ranking	12°	14°
ADTV¹	486 millions	646 millions

1. Average Daily Trading Volume

THANKS

 www.pei.com.co

 28th Street #13a-75, 34th floor. Bogotá, Colombia
(Calle 28 # 13a 75 piso 34. Bogotá, Colombia)

 Tel: (+601) 744 8999

 inversionistas@pei.com.co

