

## KEY INDICATORS

**COP 9.50 TN**  
ASSETS UNDER  
MANAGEMENT

**COP 3.21 TN**  
LEVEL OF  
INDEBTEDNESS

**12.85%<sup>1</sup>**  
COST OF DEBT

**COP 7,22 BN**  
NET ACCOUNTS  
RECEIVABLE

**33.8%**  
LOAN TO VALE

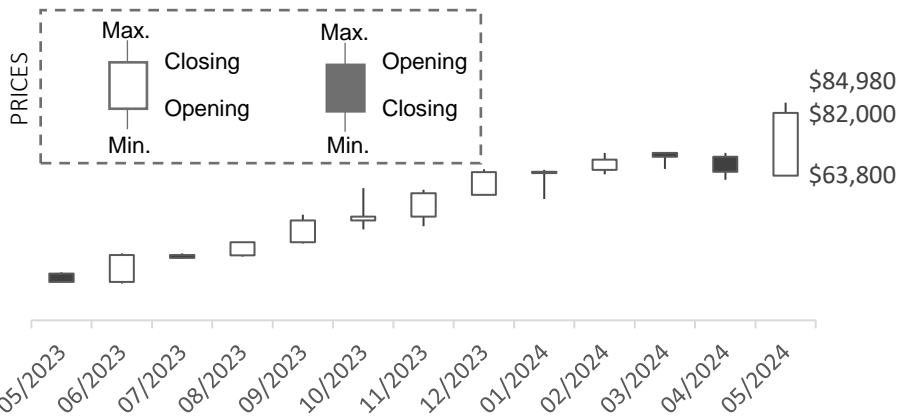
**9.12%**  
EQUITY  
PROFITABILITY LTM

**6,345**  
INVESTORS

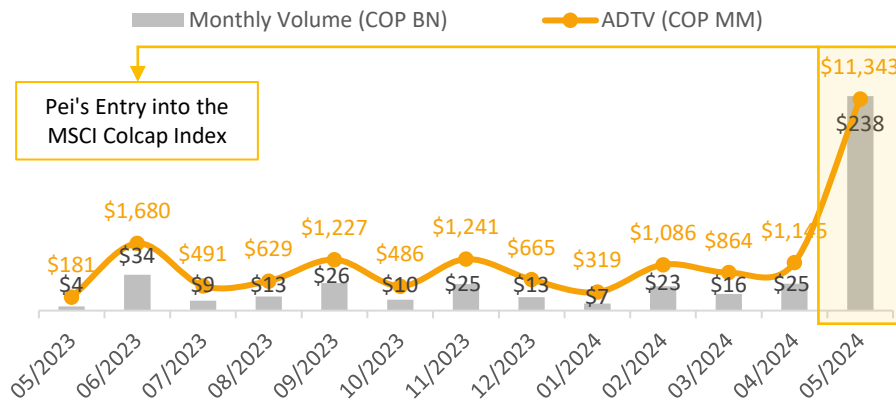
**1,166<sup>2</sup>**  
TENANTS

## CAPITAL MARKET

Price of Pei's securities (COP)

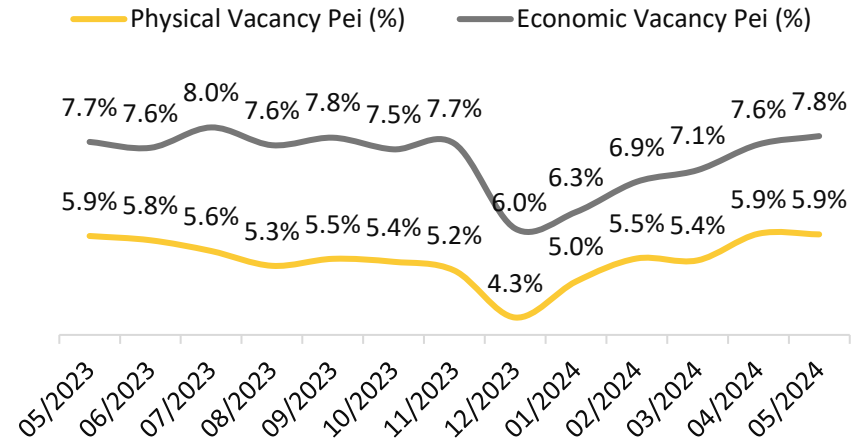


Trading volume

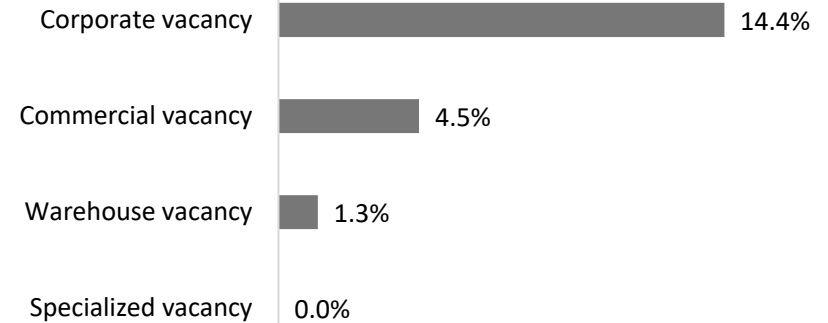


## REAL ESTATE RESULTS

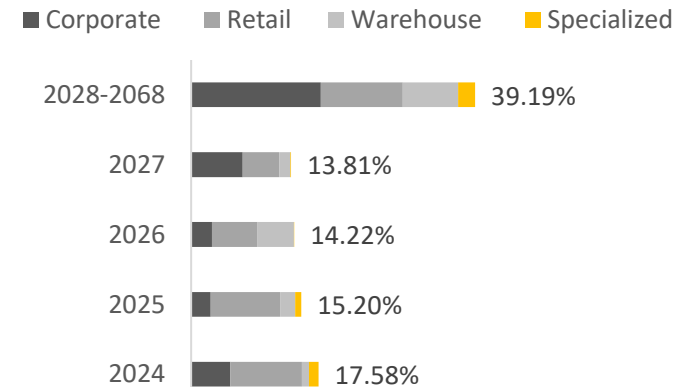
Portfolio vacancy



Physical Vacancy by Category



Maturity Profile



1. Kd as of March 2024  
2. Number of tenants excluding tenants from Calablanca, CityU Housing, and Boho due to seasonality in the contracts